



1500 STAND ALONE DIGITAL KEYPADS ACCESS CONTROL

- RESIDENTIAL • GATED COMMUNITIES • APARTMENT COMPLEXES
- PARKING • CONDOMINIUM/RESIDENT HALL • MIXED USE
- COMMERCIAL • SELF STORAGE • MAXIMUM SECURITY



1504 surface mount with intercom

- Rugged steel cabinet with stainless steel faceplates and metal keypads
- PIN (Personal Identification Number) codes are programmable from the keypad, or from a DoorKing Smartphone app (1515, 1504 models)
- EEPROM memory will not lose programmed codes during power outages
- Secondary keypad capability for controlled entry / exit applications (1506 only)
- 2 year limited factory warranty



1506 flush mount with lighted keys



1506 surface mount



1515 surface mount



1509 indoor flush mount



intercom model
1504 can be used with some existing intercom systems



keypad users
enter 4-5 digit unique PIN to gain entry

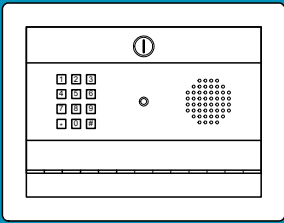


lighted keys
for easy night time operation

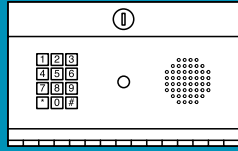


android smartphone
for manager programming and user entry (1515 model)

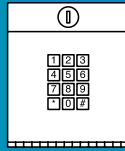
1500 STAND ALONE DIGITAL ACCESS CONTROL KEYPADS



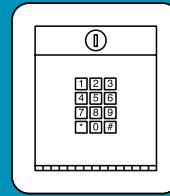
1504 Intercom Flush



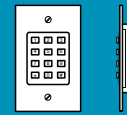
1504 Intercom Surface



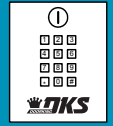
1506 Surface



1506 Flush



1509 Flush



1515 surface

1504 Intercom

10" W x 6.25" H x 5.25" D
(336.5mm W x 381mm H x 88.9mm D)

1506 Surface

5.25" W x 6.25" H x 4.375" D
(285mm W x 330mm H x 120.6mm D)

1506 Flush

keypad with trim ring
7.125" W x 8.375" H x 4" D
(305mm W x 343mm H x 63.5mm D)
rough-in box:
5.625" W x 7" H x 4" D
(305mm W x 343mm H x 63.5mm D)

1509 Flush

2.81" W x 4.56" H
(71.4mm W x 115.8mm H)

1515 Surface

4.5" W x 5.375" H x 3.6875" D
(114.3mm W x 136.5mm H x 93.6mm D)

Technical Features

All models

Ideal for controlling doors or gates
Add or delete individual codes from the keypad
Add or delete individual codes from an Android Smartphone using the DKS App (1515 only).
Lighted keypad (except model 1509)
"Hold" code to latch open a door or gate
EEPROM memory

Miscellaneous

Environmental: -10°F to 115°F (-23°C to 46°C)
Shipping weight approximately 8-20 Lbs (3.6-9 kg)
Mounting: Surface / post mount
Flush mount



Access Control Solutions since 1948

MEMBER:



1504 with Intercom Substation

Combines the 1506 or 1515 keypad (and the features of each as listed here) into a common housing with an intercom sub-station

A master intercom station (not provided) is required to establish communication with the 1504 (May not be compatible with some intercom systems)

1506 Deluxe Digital Keypads Mechanical

1000 4-digit codes
Six 5-digit codes
Add or delete individual codes from the keypad
Time zone inputs
Secondary keypad capability

Electrical

16 volt AC
Power transformer included
Form C dry contact relay
30 V 1 amp maximum

1509 Flush Mount

For mounting into a single-gang electrical box
Stores one four-digit entry code and one four-digit hold code
12 to 24 volt AC or DC power
Form C dry contact relay

1515 Digital Keypads

Mechanical

400 memory capacity for momentary entry or hold open entry codes or any combination thereof

Selectable 4 or 5 digit codes

Low power mode for solar applications. Less than 1ma current in low power mode

Door open time settable from 1/4 second to 99 seconds

Wrong entry code lockout settable from 3-9 tries and 1-9 minutes

Programming via the keypad or from the DoorKing Android Digital Lock Manager app using Near Field Communication (NFC)

DoorKing Smart Open app for users to activate the entry codes using their Android NFC smartphone. Apps are free from the Google Play Store

Electrical

12 to 24 volt AC or DC power
Form C dry contact relay
30 V 1 amp maximum
Request to Exit input

Distributed by:

DOOR KING, INC.

120 Glasgow Avenue, Inglewood, California 90301 U.S.A.

Tel: 310-645-0023 FAX: 310-641-1586 www.doorking.com

© 2015 All Rights Reserved. Product specifications may change without notice.
Rev. 5/15